



INNOVATION JYT

- Présentation de la maquette -

Maquette présente sur le stand




Coupe de la maquette





Innovation JYT





Systeme de chauffage innovant



The image is a 3D cutaway diagram of a floor slab construction. It shows a corner of a room with wooden walls and a white floor. The floor slab is composed of several layers: a top layer of wood, a middle layer of concrete, and a bottom layer of wood. Integrated into the concrete layer are several white, U-shaped pipes that form a serpentine pattern, representing a hydronic heating system. The pipes are embedded in the concrete, and the floor surface is finished with a smooth, white material. The diagram illustrates how the heating technology is integrated into the structural slab.

Technologie intégrée à la dalle



Systeme adaptatif sur mesure

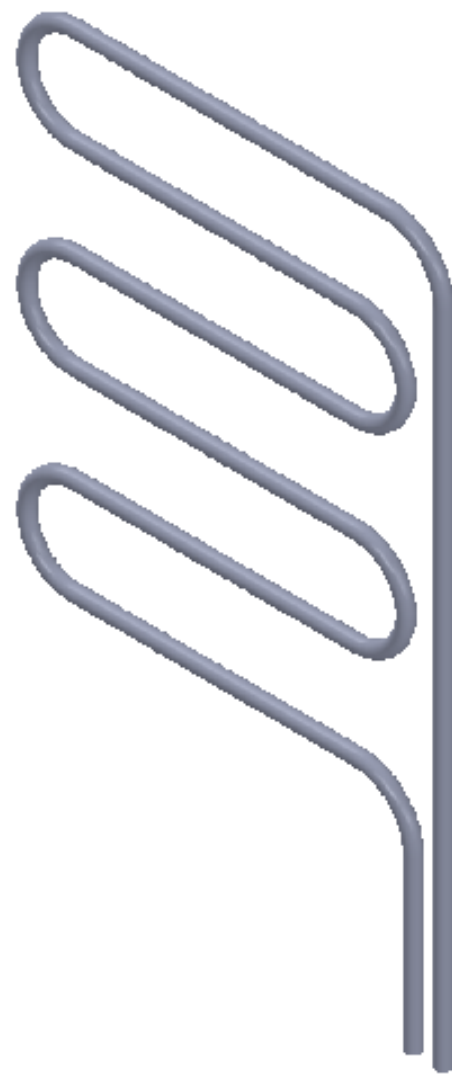
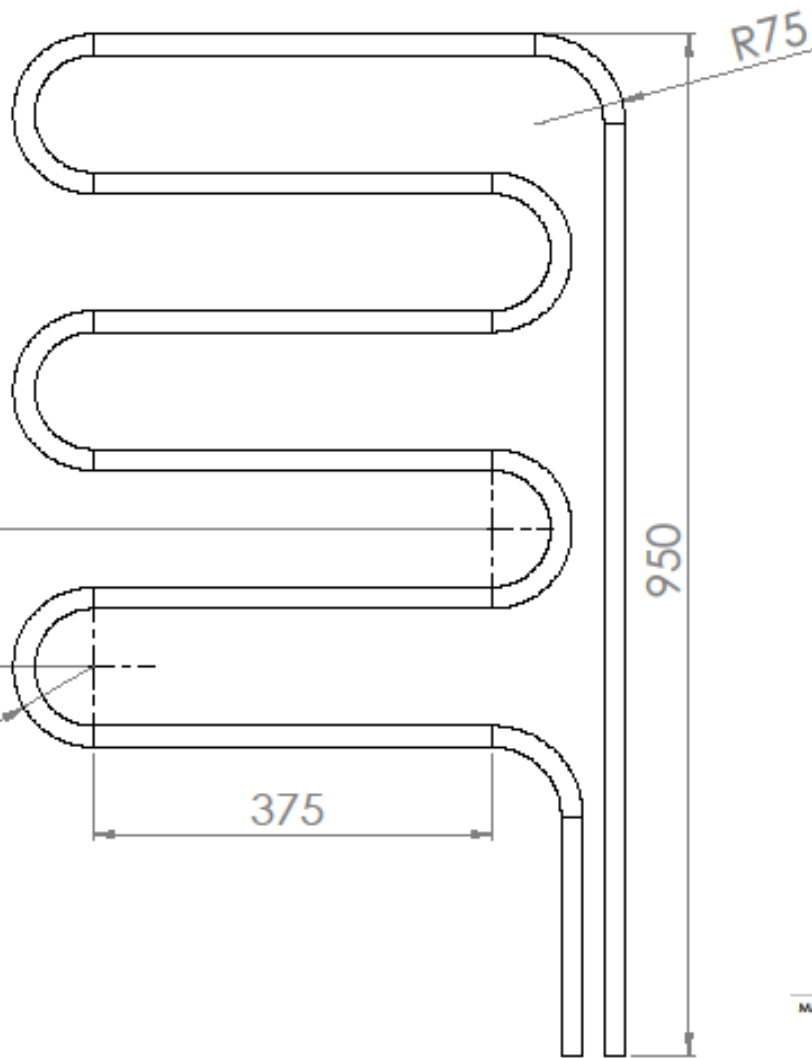

A 3D cutaway diagram of a floor heating system. The diagram shows a cross-section of a room with wooden walls and a white floor. A grey serpentine pipe is laid out in a zig-zag pattern across the floor. The pipe is connected to a white manifold with two circular ports. The floor is composed of a wooden subfloor, a white insulation layer, and a white concrete or screed layer. The room contains a toilet and a sink, indicating a bathroom setting.







Technologie brevetée



MATÉRIAU: aluminium
No. DE PLAN

serpentin

A4

MASSÉ: ÉCHELLE:1:10

FEUILLE 1 SUR 1

**Découvrez la maquette
sur le stand**

**N'hésitez pas à
demander plus de
renseignements**